

CM41, CM42 & CM43 SERIES

Natural frequency	15-30 Hz	
Transmissibility at resonance	5 Max.	
Axial/Radial frequency ratio	1:1 approx.	
Resilient element	VHDS Silicone	
Metal parts	Stainless Steel	
Operating temperature	-67 to +300 deg.F	
Weight	CM41: .77 oz. CM42: 2.20 oz. CM43: 4.50 oz.	
Part Number	Minimum Load	Max. Load
CM41-S38	2.5 lbs	5 lbs
CM41-S42	3 lbs	6 lbs
CM41-S48	3.5 lbs	6.5 lbs
CM41-S63	5 lbs	8 lbs
CM41-S72	6 lbs	10 lbs
CM41-S77	7 lbs	11 lbs
CM42-S38	4 lbs	7 lbs
CM42-S42	5.5 lbs	8.5 lbs
CM42-S48	7 lbs	10 lbs
CM42-S63	7 lbs	13 lbs
CM42-S72	9 lbs	16 lbs
CM42-S77	10 lbs	18 lbs
CM43-S42	8 lbs	14 lbs
CM43-S48	9 lbs	17 lbs
CM43-S63	13 lbs	24 lbs
CM43-S72	15 lbs	28 lbs
CM43-S77	16 lbs	30 lbs



Applications

- 1 Airborne equipment and instrument panels
- 1 Vehicle electronics
- 1 Electronic and electric components

Characteristics

- 1 Lightweight
- 1 Maximum vibration amplitude of .04 D.A.
- 1 Axial-to-radial stiffness ratio of approximately 1:1

Environment

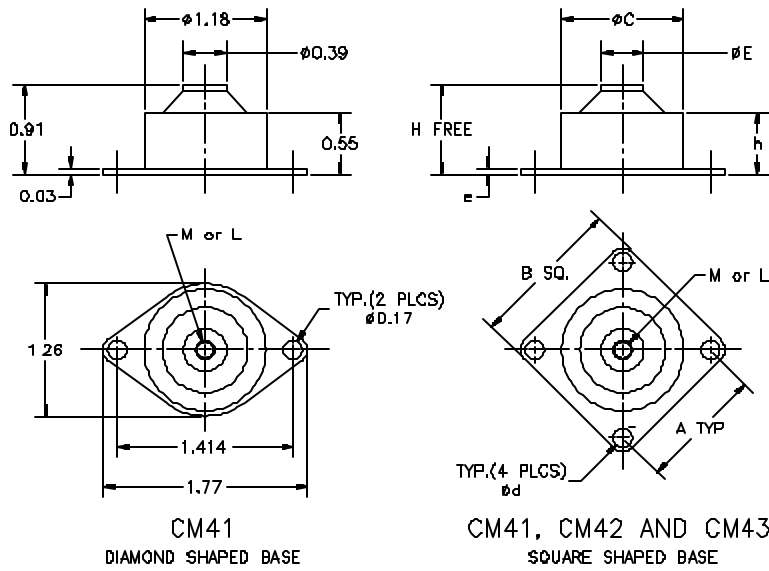
- 1 VHDS Silicone operational temperature from - 67°F to + 300°F (- 55°C to + 150°C)
- 1 Fungus and ozone resistant
- 1 Meets environmental requirements of MIL-E-5400 and MIL-STD-810

Installation

- 1 No special tools required

How to order

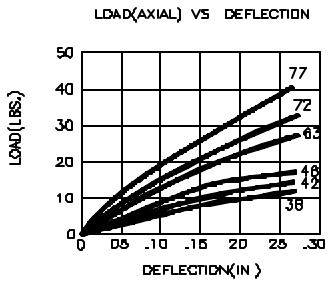
- 1 See the load rating table for elastomer grade selection and isolator size
- 1 Alternate materials and finishes are available
- 1 CM41 is available with:
 - square base : no suffix
 - diamond shape : suffix DS
 - thru hole : suffix L
 - threaded hole : suffix M
- 1 For non standard items, contact Shock-Tech



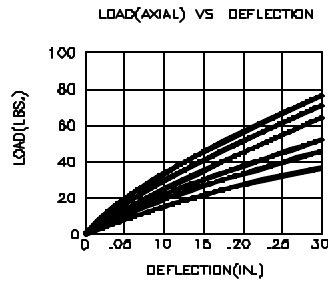
CM41
DIAMOND SHAPED BASE

CM41, CM42 AND CM43
SQUARE SHAPED BASE

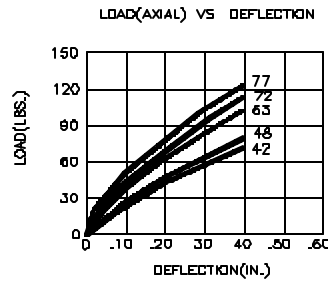
Part No.	Dimensions in inches									
	A	B	C Dia.	M	E Dia.	H	d Dia.	e	h	L Dia.
CM41	1.00	1.34	1.20	M4	0.39	0.90	0.17	0.03	0.57	0.18
CM42	1.375	1.69	1.61	M5	0.47	1.26	0.18	0.06	0.71	0.23
CM43	1.94	2.38	2.28	M6	0.83	1.26	0.22	0.08	0.63	0.27



CM41



CM42



CM43

